



# VIRUSTATIC SHIELD

NATURAL SNOOD STYLE FACE COVERING

# UKCS USER INFORMATION PACK

1

What is the Virustatic Shield

2

Donning Instructions



3

Washing Instructions

4

Issuing the Virustatic Shield

5

Offshore Transfer Briefing



6

FAQs

11

Ordering Information

11

Certification

survitec

The Virustatic Shield is designed for lasting protection and helps slow the spread of COVID-19 and other respiratory infections when used alongside official hygiene guidelines and social distancing. It assists clear communication and supports sustainable business strategies. It has been accepted by the Civil Aviation Authority for flight safety having been developed to protect at high altitude, low oxygen and low relative humidity. It is recommended that a full risk assessment is undertaken before using the Virustatic Shield in the workplace. Please note that the Virustatic Shield is not suitable for use in concentrations of solid (dust) particles and/or volatile/non-volatile liquid particles.


## WHAT IS THE VIRUSTATIC SHIELD?

The Virustatic Shield is a breakthrough innovation in face covering filtration technology designed for lasting protection. It is a market-leading and trusted face covering in the marine, energy, aerospace, and defence markets. The reusable, easy to fit, and washable Virustatic Shield is a result of over a decade of UK research and development. Developed specifically to respond to face covering requirements of a respiratory pandemic, sustainability has been fundamental to the product's development. The Virustatic Shield combines performance selected material, a fitted snood style and a 100% natural coating.

It can be issued as front line protection for key workers including passengers travelling via helicopter to and from offshore structures such as oil rigs and wind turbines. Its lightweight design moulds to the wearer's face, allowing the shield to be comfortably worn for hours at a time and will stay in place even when approaching a helicopter with its main rotor in motion.

## FEATURES

- MARKET LEADING AND 360-DEGREE SNOOD STYLE FACE COVERING
- SNUG FIT WITH LIMITED PERIMETER CONTOURING THE FACE, SEALING CRITICAL RESPIRATORY INFECTION POINTS OF THE NOSE AND MOUTH WHILST REDUCING THE ESCAPE OF VIRUS-LADEN AEROSOLS AROUND THE SIDES
- PERFORMANCE SELECTED NON DYED FABRIC
- MATERIAL WITH INTRINSIC AEROSOL FILTRATION
- BREATHE EASY AND WITH CONFIDENCE THROUGH THE LIGHTWEIGHT, BREATHABLE, ELASTICATED, SINGLE LAYER MATERIAL
- CLINICAL TESTS HAVE CONFIRMED DERMATOLOGICALLY FRIENDLY
- SUPPORTS LONG TIME WEAR IN INDOOR AND OUTDOOR ENVIRONMENTS, WARM OR COLD CLIMATES
- CONVENIENTLY WORN AROUND THE NECK AND LIFTED TO COVER THE MOUTH AND NOSE WHEN REQUIRED
- DURABLE FABRIC AND SPECIFIC COATING PROLONGS THE LIFE OF THE FACE COVERING
- MULTI-LAYER ANTI-COUNTERFEIT SECURITY FEATURES GUARANTEEING PRODUCT AUTHENTICITY



# DONNING INSTRUCTIONS

Pull the Shield over your head to cover your nose and mouth – ensuring a snug fit. For maximum protection, fold the Virustatic Shield in half and double up the layers.

1



2



3



4



5



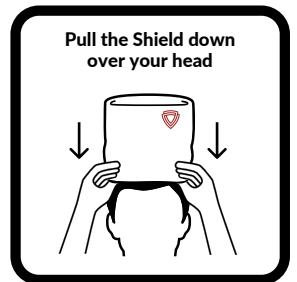
6



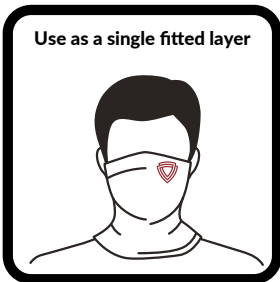
7



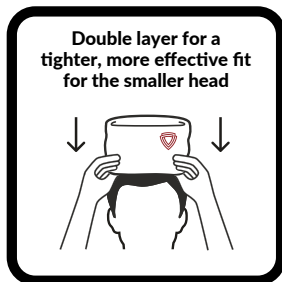
8



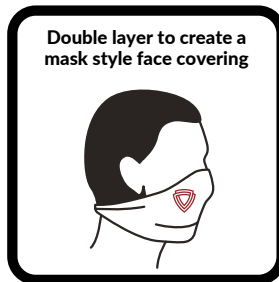
9



10



11



12



13



14



# IMPORTANT WASHING INSTRUCTIONS

**Read the instructions below for the correct way to care for your Virustatic Shield**

The information below must be followed to ensure the protective coating is not damaged. Failure to follow the instructions below will reduce the protective qualities of the fabric.

As the Virustatic Shield snood style face-covering is made from natural fabric without extensive finishing processes, washing may affect the shape and sizing of the Virustatic Shield.

**5x Machine washes**

- 30°C wash
- 30 minute cycle
- Non-bio detergent
- Wash separately in a mesh laundry bag



**5 x Hand washes**

- Warm water
- Non-bio detergent



OR

**Do not bleach or dye**



**Do not tumble dry**

Leave to air dry naturally



**Do not iron**

Heat damages the coating



**Do not cut or pierce the fabric**



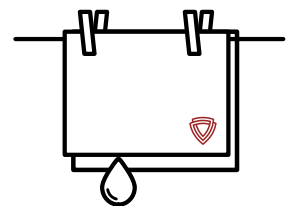
**Do not spray fresheners or anti-bacterial products on the fabric**



**Do not spray perfume on the fabric**



**Leave to dry naturally**  
Do not use a heat source



# ISSUING OF THE VIRUSTATIC SHIELD

## HELICOPTER FLIGHT

- The Virustatic Shields will be distributed from the Survitec Service Centre to the customer's agreed delivery location of choice
- All passengers who are checked in for a rotor wing flight will be issued a Virustatic Shield ahead of entering the heliport
- Virustatic Shield verbal brief will be given once passengers have donned their immersion suit and lifejacket along with the standard passenger safety brief

## FIXED WING FLIGHT

- The Virustatic Shields will be distributed from the Survitec Service Centre to the customer's agreed delivery location of choice
- All passengers who are checked in for a fixed wing flight will be issued a Virustatic Shield ahead of entering the heliport
- Virustatic Shield verbal brief will be given to passengers by the Survitec staff on issue
- The same Virustatic Shield should be used for onward rotary flight, but must be removed whilst donning the immersion suit
- Once at the fixed wing destination the passengers will receive a further Virustatic Shield brief, along with the standard passenger safety brief, once they have donned their immersion suit and lifejacket

## RECORDING ISSUED NUMBERS

- The number of the Virustatic Shield issued to each company will be recorded by Survitec using the same process as we currently do with green and XBR armbands
- Any additional Virustatic Shields that are required either offshore stock or mobilisations should be requested via Survitec ([serviceuk.aviation@survitecgroup.com](mailto:serviceuk.aviation@survitecgroup.com))
- Confirmation on the number of Virustatic Shields issued will be communicated to each company on a weekly basis
- As of the 10th July 2020, these details may now be based on the bulk drop offs which we will provide to your dedicated locations

## OFFSHORE TRANSFER BRIEFING

The below statement will be integrated into the pre-flight safety brief by Survitec's heliport support staff. Please note, that as of the 10th July 2020, all personnel will now need to wear a face covering before entering the heliport. The below brief will reinforce this and ensure the shield has been donned correctly.

*“As the recommended social distancing spacing is unachievable in the helicopter during the Covid-19 pandemic you have been issued with a Virustatic Shield as an additional barrier.*

*Ear plugs should be fitted first.*

*Remove the Virustatic Shield from its packaging, then pull the face covering over your head ensuring you cover your mouth and nose. Anyone who finds the snood too tight upon first use, can stretch the material for a more comfortable fit.*

*In the event of an emergency pull the Virustatic Shield down below your chin to allow deployment of the EBS.*

*The Virustatic Shield is reusable for your inbound flight, once offshore please fold and store in your immersion suit pocket.*

*Please do not leave the Virustatic Shield in the pocket of your immersion suit.”*

# FREQUENTLY ASKED QUESTIONS

## ISSUING OF VIRUSTATIC SHIELDS FOR OFFSHORE TRANSFER

### **When do I need to wear a Virustatic Shield?**

You should wear the mask before entering the heliport and for both the outbound and inbound flights. You may also choose to wear the Shield offshore when in communal areas or for onward travel on your return to land.

### **Will wearing of the Virustatic Shield during transfer be compulsory?**

As of the 10th July 2020, the wearing of face coverings is mandatory at all heliports - as per Scottish Government regulations and endorsed by Step Change in Safety and Oil & Gas UK (OGUK). The wearing of face coverings for the outbound and inbound flights are also mandatory.

### **Will all people travelling offshore definitely get a Virustatic Shield?**

All those traveling with companies who have purchased the Virustatic Shield will be issued the product.



## FREQUENTLY ASKED QUESTIONS

### WEARING YOUR VIRUSTATIC SHIELD

#### **When should I wear a Virustatic Shield?**

If you cough or sneeze, Virustatic Shield can cut the risk of virus spread. We recommend that you wear a Shield if you are out in public, in the proximity of others, if you are isolating at home with family members - or if you have the virus to avoid transmission to others.

#### **What is the right way to wear your Virustatic Shield?**

Pull the Shield over your head to cover your nose and mouth – ensuring a snug fit. For maximum protection, fold the Virustatic Shield in half and double up the layers.

#### **Can I wear the Virustatic Shield inside out?**

Yes. Virustatic Shield's protein coating, in combination with the material, works in both directions.

#### **Can I fold my Virustatic Shield over?**

Yes, it's fine to fold the Shield, as long as you cover your nose and mouth. Ears can be additionally covered according to preference and fit.

#### **Does Virustatic Shield lose its shape?**

The Shield is manufactured to the highest standards from natural fibre materials to allow the coating to impregnate the fibres. Prolonged wear without washing may result in the fabric becoming loose. Tightening with a non-piercing clip will support repeated wear and hand washing or machine washing will help restore its original shape and fit.

## FAQs CONTINUED

### CARING FOR YOUR VIRUSTATIC SHIELD

#### **Can I wash my Virustatic Shield?**

Yes. We recommend a maximum of 5 hand washes in warm water without detergent or 5 washes in a machine with non-bio detergent and in separate from other clothing in a mesh laundry wash bag.

#### **How often should I wash my Virustatic Shield?**

There is no recommended wear time for the Virustatic Shield face covering before washing. It can be worn until you feel that it needs freshening up or is visibly soiled.

#### **What happens to the Virustatic Shield face covering after it has been washed five times?**

Further wash testing is required to understand the limitations of the Virustatic Shield, therefore we recommend that the 5 wash guidelines are followed

#### **If I wash the Virustatic Shield face covering in the washing machine and I don't use a mesh bag will it damage the product / coating?**

As with other delicate garments, it is recommended that the Virustatic Shield face covering is washed in a mesh bag. There may be a risk of damaging the fabric rather than the protective performance of the coating if a mesh bag is not used.

#### **I have washed the Virustatic Shield face-covering with other items, does this impact the coating / shield?**

We would not recommend that you wash the Virustatic Shield face covering with other items. As with other delicate garments, we recommend washing alone.

## FAQs CONTINUED

### **Does the recommended 200 hours wear time still apply?**

The latest independent test results undertaken in the laboratory at VisMederi, University of Siena, in Italy provide the wearer with the option to hand or machine wash the Virustatic Shield face covering. We therefore do not recommend a wear time and only recommended washing when it requires freshening up or when it is visibly soiled.

Machine wash separately at 30°C for a maximum of 30 minutes with non-biological detergent. To safeguard against fabric damage, please wash in a mesh laundry bag.

Hand washing is still recommended as the more environmentally-friendly wash method. The Virustatic Shield can still be hand washed five times in warm water with non-biological detergent.

### **Can I dry Virustatic Shield on a radiator or in a tumble dryer?**

We do not advise drying on a radiator or in a tumble dryer. Air dry naturally. High temperatures can damage the coating. For this reason, we also recommend that you do not iron your Shield.

### **Can I dry clean my Virustatic Shield?**

No. We do not recommend dry cleaning your Virustatic Shield.

### **How does it need to be stored when not in use?**

The Shield should be stored in clean, dry conditions within the temperature range of – 20°C to + 40°C with a maximum relative humidity of <80%.

### **Is the Virustatic Shield hazardous to dispose of?**

No. The product is non-hazardous, so safe to dispose of via general waste disposal. For environmental considerations, we recommend disposing via a textile disposal scheme.

## FAQs CONTINUED

### **How else can I protect myself against viruses?**

Wash your hands frequently with soap and clean water. Cough and sneeze into a paper tissue and dispose of it immediately. Avoid touching your eyes, ears, nose and mouth.

### **What is the Virustatic Shield made from?**

The product has been designed and laboratory tested on many different materials to determine the most effective textiles for the purpose of hydrophilic barrier protection. Two different material types were selected - Bamboo and Viscose, as they both meet with the tested performance requirements which in the current climate provides supply chain security. We are using Elastane blends with both materials to deliver the stretch characteristics required to enable the Shield to securely fit and mould to the user's face.

## APPROVALS & CERTIFICATION

### **Will the product have CE class I (FFP 1) or CE class II (FFP 2) approval?**

No, the product sits outside of the EU standards. Virustatic Shield is not PPE, so does not require CE marking or classification.

## SHIELD SECURITY

Each Virustatic Shield has a unique serial number, linked to a QR code on its label. This protects against fakes. Download any QR reader and scan that code to check it's the genuine article. Also check the colour shift ink on the label by rubbing until it disappears.

## ORDERING INFORMATION

PRODUCTS	
Product Number	Product Name
AVM96	Virustatic Shield

## CERTIFICATION

The UK's trade association for the safety industry, the British Safety Industry Federation, confirms Virustatic Shield's classification as a 'face covering'.

Manufactured in the United Kingdom in an ISO 9001:2015, ISO 14001:2015 and OHSAS 18001:2007 certified plant. Manufacturers Certified STANDARD 100 by OEKO-TEX®. ISO 18184:2019 compliant.

### Important information

All information and specification details contained within this document are inherent to this specific Virustatic product and would not be applied to other products or environment. Any action or usage of this product made in violation of this document is at the risk of the user.

Compliance to the information and specification relative to the Virustatic product contained within this document does not exempt the user from compliance with additional guidelines (safety rules, procedures).

Notes...

## SETTING THE GLOBAL STANDARD FOR OVER 160 YEARS

Protecting over 1 million lives across the globe every day, our critical safety and survival solutions help marine, aviation, offshore, and defence personnel get home safely if the worst happens.

Taking responsibility for the entire product lifecycle – from precision engineering and R&D, to manufacturing and servicing – we never compromise when it comes to safety and survival. Committed to protecting lives, we know the small things matter.

V7



GET IN TOUCH

Email [info@survitecgroup.com](mailto:info@survitecgroup.com)

[www.survitecgroup.com](http://www.survitecgroup.com)

Head Office, 12 Finsbury Square, 4th Floor  
London, United Kingdom, EC2A 1AS